

Ages
5-10

Reproducible!

The
SUPER-SIZED

**Book of Holidays, Special
Days, & Celebrations**

**Bible Activities for
the Whole Year**

ROSEKIDZ®

The Super-Sized Book of Holidays, Special Days, and Celebrations

© 2021 Rose Publishing, LLC

Published by RoseKidz®

An imprint of Hendrickson Publishing Group

Rose Publishing, LLC

P.O. Box 3473

Peabody, Massachusetts 01961-3473 USA

www.hendricksonpublishinggroup.com

All rights reserved.

Managing Editor: Karen McGraw

Editorial and Production Associate: Drew McCall

Assistant Editor: Talia Messina

Cover Design: Drew McCall

Conditions of Use

Permission is granted* to make up to 300 copies of individual pages** from this book for classroom use only. The pages may not be modified in any manner. Permission is not granted to modify pages, to reprint charts, maps, time lines, and images apart from the page setting, to reprint groups of pages in bound form, either electronically or physically, or to offer copies for sale or donation either at cost or profit. All commercial use of this material is reserved by Rose Publishing, LLC. These pages, charts, maps, time lines, and images may not be placed nor used on websites. Any other use must be approved in writing by Rose Publishing, LLC.

*Do not make any copies from this book unless you adhere strictly to the guidelines found on this page.

**Pages with the following notation can be legally reproduced:

© 2021 Rose Publishing, LLC. Permission to photocopy granted to original purchaser only. The Super-Sized Book of Holidays, Special Days, Celebrations.

All Scripture quotations are taken from the Holy Bible, New Living Translation, copyright © 1996, 2004, 2015 by Tyndale House Foundation. Used by permission of Tyndale House Publishers, Inc., Carol Stream, Illinois 60188. All rights reserved.

ISBN: 978-1-64938-014-2

RoseKidz® reorder #380142

Product Code R50028

RELIGION/Christian Ministry/Children

Printed in the United States of America

Printed April 2021

Table of Contents

Introduction.....	7
How to Use This Book.....	8

Holidays

Epiphany

A Gift for the Magi.....	9
The Magi Followed the Star	10
The Visit of the Magi	11

Valentine's Day

Greater Love.....	12
Do You Love Me?.....	13
"Hearty" Accordion Person	14
Weekly Valentine Devotions	16
Heart Puzzle.....	17
Lovable Mice.....	18
Pass the Hearts Game	19
Valentine's Day Symbols.....	20
Saint Valentine	21
God's Gift of Love.....	22
God's Love for Us	23
God's Word Teaches about Love	24
Heart of Stone.....	25
The Eyes of Our Hearts.....	26
Jesus Is King of Our Hearts	27
God First Loved Us.....	28
We Are Living Valentines.....	29
Share the Love of Christ.....	30
Basket of Hearts.....	32

Purim

Celebrate Like Royalty.....	34
-----------------------------	----

St. Patrick's Day

Shamrock Garden	37
-----------------------	----

Palm Sunday

Hosanna to the King.....	38
Riding on a Donkey	39
Praise Jesus.....	40
Jesus' Triumphant Entry.....	41
Dot-to-Dot Donkey.....	42

Good Friday

The Way of the Cross.....	43
Cross Sun Catchers.....	44
New Life.....	46
Sign on the Cross	47
Jesus Died So We Can Live.....	48
A God of Promises.....	49
Jesus Is Not Ashamed of Us.....	50
Jesus on the Cross	51

Easter

Easter Story Object Lesson.....	52
Easter Newspaper	54
Easter Lilies Crossword	55
Easter A-Cross-Tic.....	56
Resurrection A-Cross-Tic	57
Our Easter Traditions	58
The Sunrise and the Risen Son	59
Symbols of Easter.....	60
Jesus Is Risen.....	61
Colors of Easter.....	62
He Makes All Things New.....	63
Victory Over Death.....	64
Jesus Is Lord of All	66
Angelic Announcement	68
Happy Easter	70
Celebrate Easter.....	72

Passover

Protected by God.....	74
Stained Glass Window	75

Pentecost

Stained Glass Church.....	76
Pentecost Celebration.....	78
The Fruit of the Holy Spirit.....	79
Search for God’s Word.....	80

National Day of Prayer

Five-Finger Prayer.....	81
Prayer Code.....	82

Shavuot (Feast of Weeks)

God’s Promise to the Israelites.....	83
Harvest Festival.....	84

Rosh Hashanah (Jewish New Year)

Shout It Out Shofar.....	85
--------------------------	----

Sukkot (Feast of Tabernacles)

Feast of Tabernacles.....	86
---------------------------	----

Yom Kippur (Day of Atonement)

Prayer of Atonement.....	87
--------------------------	----

Reformation Day

Reformation Day Celebration.....	88
Luther’s Rose.....	89

Thanksgiving

Turkey Tom.....	90
A Grand Old Gobbler.....	91
Hanging Horn of Plenty.....	93
Thanksgiving Hand Card.....	96
Thanksgiving Celebration.....	97
Thanksgiving Crossword.....	98
Thanksgiving Code.....	99
Abundant Blessings.....	100
Color Me Turkey: Younger Elementary.....	101
Color Me Turkey: Older Elementary.....	102
The Pilgrims.....	103
A Thanksgiving Feast.....	104

We Celebrate Thanksgiving.....	105
Harvest Time Abundance.....	106
Happy Thanksgiving.....	107
Thanksgiving Care.....	109
The First Thanksgiving.....	111

Hanukkah (Festival of Lights)

Festival of Lights.....	113
Dreidel Game.....	114

Advent

Advent Giving Tree.....	116
Family Advent Wreath.....	118

Christmas

Angels Appear.....	119
The Candy Cane Story.....	120
Sweet Candy Canes Bouquet.....	121
Circle of Love.....	123
Candle Wreath.....	124
Pop Up Nativity.....	126
Christmas Gift Pockets.....	128
Christmas Winter Fun.....	129
Christmas Tree Puzzle.....	130
Special Visitor Code.....	131
Christmas Poem.....	132
Wise Men Maze.....	133
Shepherds Search for Jesus.....	134
Why Jesus Came Maze.....	135
Christmas Plan-Ahead Program.....	136
Christmas Celebration.....	137
Prophecies of the Messiah.....	138
The Symbol of the Candy Cane.....	139
Christmas Traditions.....	140
Christmas Symbols.....	141
The Angel Visits Mary.....	142
The Angel Visits Joseph.....	143
Journey to Bethlehem.....	144
At the Inn.....	145

Born in Bethlehem	146
Jesus' Birth Announcement.....	147
An Angel Visits the Shepherds	148
Baby Jesus in the Manger	149
Celebrate Christmas Every Day.....	150
Jesus' Birthday.....	151
The Real Reason	152
The Angel's Announcement.....	154
Christmas Around the World.....	156

Special Days

New Year's Day

Pottery Puzzle.....	158
Spiritual Inventory.....	159
The Promised Land	160
Happy New Year.....	161

Martin Luther King Day

My Dreams Mobile.....	162
Martin Luther King's Dream.....	163

President's Day

Honest Abe Story.....	164
Truthful George Story	165
Stately Silhouettes.....	166
President's Day Celebration.....	169

Earth Day

Paper Cone Lilies	170
Seeds Bring Forth Life	172
Earth Day Word Search	173
Caretakers of the Earth	174
New Life in Christ.....	175

Teacher Appreciation Day

Teacher Day Celebration	176
Thank You, Teacher	177
Teacher Feature	178

Mother's Day

Coupon Book of Promises	179
I Love My Mom Card	180
Mother's Day Poem	181
Bible Mothers Quiz.....	182
Mothers Are God's Masterpiece	183
Sarah Was a Woman of Faith	184
Mother of Faith.....	185
Grocery Store Helper.....	186
Jochebed, Miriam, and Moses	187
Flowers for Mother.....	188
Happy Mother's Day	189
Mother's Arms	191

Victoria Day

A Royal Birthday	193
------------------------	-----

Memorial Day

Medal of Peace	194
----------------------	-----

Father's Day

Prodigal Son Story.....	195
I Love My Dad Card.....	196
Dad's Key Rack	197
Bible Fathers Quiz.....	198
Heavenly Father Crossword.....	199
We Are Children of God.....	200
Adopted into God's Family	201
Jesus and His Father Joseph	202
Adam Tells His Son about God	203
Teaching about God.....	204
Abraham's Big Family.....	205
We Are Abraham's Family	206
Happy Father's Day.....	207
Father's Wisdom	209

Juneteenth

Juneteenth Prayer Chain.....	211
Code of Chains.....	212

Independence Day

Fashionable Flags	213
Firework Rockets	215
Celebration Crossword	216
What Makes a Nation Great?	217
My Fourth of July Day	218
Happy Birthday, America	219
The Truth Will Set You Free	220
Park Picnic	221

Labor Day

A Mind at Work	222
Willing Worker Maze	223
Honor the Sabbath Day	224

Grandparents Day

Grandparents Day Celebration	225
Our Best Memories	227
Happy Grandparents Day	228
We Love with Our Actions	229

Columbus Day

Texture Ship	230
--------------------	-----

Pastor Appreciation Day

Hands Down the Best Pastor	232
Pastor Crossword	233

Halloween Alternatives

Harvest Party

Corny Craft	234
Crayon Leaf Placemats	236
Sweet Treats	238
Happy Pumpkin Word Search	239

Noah's Ark Party

Noah's Ark Celebration	240
------------------------------	-----

Light of the World Party

Light-of-the-World Celebration	243
Missionary Mission	244

For additional Halloween Alternatives,
see Reformation Day activities.

Children's Day

Children's Talent Show	245
Let the Children Come	246

Boxing Day

The Greatest Gift Ever Given	247
------------------------------------	-----

Kwanzaa

Seven Principles Search	248
-------------------------------	-----

Celebrations

Birthdays

Birthday Thoughts	249
Birthday Bear	250

Graduation Day

Graduation Caps	252
-----------------------	-----

Vacation

Vacation Books	253
----------------------	-----

Sabbath

See "Honor the Sabbath Day"
under Labor Day, page 224

Introduction

As Christians, we strive to keep God at the center of our daily lives. Special occasions should be no different. With this activity-packed book, you can easily occupy any child or group of children ages five to ten with important information about why we celebrate these holidays, special days, and celebrations. We hope that this resource will help you create lessons that are a blast for you to teach and exciting for kids to complete, all while keep it centered on God and his Word, the Bible.

How This Book Is Organized

The table of contents is divided into holidays, special days, and celebrations. If you don't find the occasion you're looking for under one category, check the others!

Holidays

Holidays are holy days that have direct connections to the Christian faith. These are days that were either celebrated in the Bible (Shavuot, Sukkot, Yom Kippur, etc.), celebrate an event from the Bible (Easter, Christmas, etc.), or celebrate saints or religious movements (St. Patrick's Day, Reformation Day etc.). Though some of these holy days may have become secularized, this book aims to refocus every occasion on God with reproducible activity pages for children ages five to ten.

Special Days

Special days are celebratory occasions that are not religious by nature, but this book has created some faith-filled connections to make God the center of every celebration. For example, President's Day honors Abraham Lincoln and George Washington. Both these leaders were honored for their honesty, faith, and sacrifices for the country. Teach children how to be an honest leader on this special day.

Note: Special day celebrations are flexible and many can be used across other occasions.

Celebrations

Celebrations are occasions that do not fall on a specific day of the year because they are different for everyone. These include birthdays, graduation days, and vacations days.



How to Use This Book

Each occasion includes a variety of reproducible activities including stories with discussion questions, crafts, games, party celebration ideas, activity pages (word searches, crosswords, codes, mazes, etc.) and coloring pages.

What You Need and Preparation

Before class, gather the items from the “What You Need” list and follow the instructions under “Preparation.” If a page does not include a “What You Need” or “Preparation” section, photocopy the page making one for each child and hand out crayons or markers for children to write or draw on the page.

What It’s All About

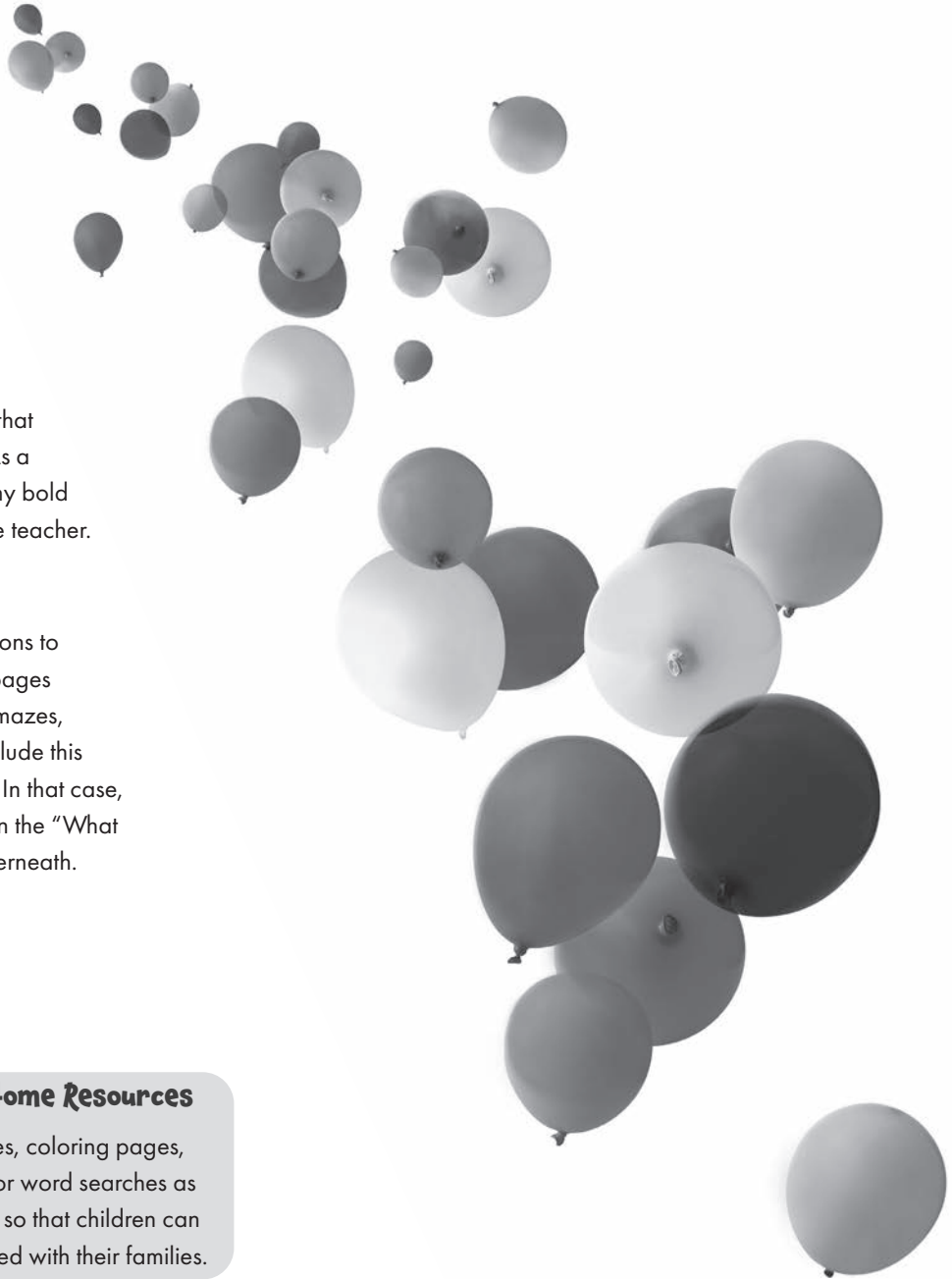
Read the bold text to the children so that they have a context for the activity. As a general rule of thumb in this book, any bold text should be spoken out loud by the teacher.

What To Do

Follow the easy step-by-step instructions to complete the activity. Some activity pages (word searches, crosswords, codes, mazes, etc.) and coloring pages may not include this section because of space limitations. In that case, you’ll find the instructions either within the “What It’s All About” section or directly underneath.

Optional Take-Home Resources

Photocopy the codes, coloring pages, crosswords, mazes, or word searches as take-home resources so that children can share what they learned with their families.



A Gift for the Magi

What can I offer the LORD for all he has done for me? Psalm 116:12

What You Need

- Crayons or markers
- Glue
- Shoebox, one for each child
- Paper
- Straw or Easter grass

Preparation

Photocopy this page, making one for each child.

What It's All About

Epiphany is traditionally celebrated on January 6. It is a time to remember when the Magi journeyed to the birthplace of baby Jesus. The Magi brought gifts of gold, frankincense, and myrrh to Jesus. In many countries, children fill boxes with grass or straw the night before Epiphany. This grass is for the Magi's camels. The children then place these boxes under their beds, in hopes that the Magi will leave gifts in place of the grass or straw.

This special day gives you the opportunity to think about what gifts you can give Jesus. He is no longer a baby in a manger, but he grew up, gave his life so that we would not have to pay the penalty for our sins, rose from the dead, and now lives in Heaven. Jesus wants to receive gifts from us today. He wants us to love him, to talk with him, to obey him, and to read God's Word.

What To Do

1. Color the Magi and memory verse.
2. Glue the Magi and memory verse to the lid of the shoebox.
3. Decorate the shoebox with crayons or markers.
4. On a piece of paper, draw a picture of what you'd like to give Jesus for the new year.
5. Fill the shoebox with straw or Easter grass.
6. Place the picture on top of the straw or Easter grass inside the box. Put the lid on the box.
7. Place the gift box in your room as a reminder of what you've given to Jesus.



“What
can I
offer the
LORD for
all he
has done
for me?”


Psalm 116:12

The Magi Followed the Star

Wise men from eastern lands arrived in Jerusalem, asking, "Where is the newborn king of the Jews? We saw his star as it rose, and we have come to worship him." **Matthew 2:1–2**

What It's All About

Magi, sometimes called wise men, followed the star to find Jesus. These Magi studied stars and realized that a new king had been born for the Jews. They possibly traveled thousands of miles to Jerusalem. Color the picture of the wise men following the star to see baby Jesus.



The Visit of the Magi

[The wise men] entered the house and saw the child with his mother, Mary, and they bowed down and worshiped him. Then they opened their treasure chests and gave him gifts of gold, frankincense, and myrrh. **Matthew 2:11**

What It's All About

King Herod sent the Magi to Bethlehem because it was the prophesied birthplace of the Messiah. When the Magi arrived, they caused a stir among the people by asking for the newborn king of the Jews. Then the Magi found Jesus. They worshiped Jesus and gave him three kinds of gifts.

Decorate the boxes that contained the three kinds of gifts, and draw bricks on the house. Color the picture.



Greater Love

There is no greater love than to lay down one's life for one's friends. **John 15:13**

What it's All About

It is fun to send and receive valentines. We send them to express our love and friendship to others. Sometimes you may select a very special one if it is for a person you really love, like your mom or dad. You might send silly ones to your friends.

There are many kinds of love. There is a *romantic* kind of love that you feel for a boyfriend or girlfriend. There is a *devotion* kind of love that you feel for your parents, brothers, and sisters. They are your family, so that is a tender and gentle love. But when you say you "love" pizza, that is a totally different sort of love. It only means you really like to eat pizza. We don't love pizza in the same way we love people.

The Bible says that we are to have a compassionate type of love for others around us. This is a caring kind of love. We should care when people around us are hurting. We should try to help them.


Christ is the ultimate example of compassionate love. He was willing to give his own life for us. There can be no greater love than that!

Let's color this picture as a reminder of Jesus' great love and how he wants us to love others. Write answers to the questions on the lines provided.

Discussion Questions

1. Why do we send valentines?

2. Name the different kinds of love.



Do You Love Me?

Show love to the LORD your God by walking in his ways and holding tightly to him. **Deuteronomy 11:22**

Based on John 21:15–17

One day Jesus had breakfast with his disciples. Jesus asked Simon Peter if he loved him. Of course, Peter replied that he did. Jesus asked him again if he truly loved him, and again Peter said yes. Then Jesus told him, “Feed my sheep.”

Jesus did not have a flock of sheep that he wanted Peter to water and feed. He was talking about taking care of people. He wanted Peter to love him enough to do whatever he asked. On Valentine’s Day, we make a special effort to show people that we love and appreciate them.

Let’s color this picture to remember this story about love. Write answers to the questions on the lines provided.

Discussion Questions

1. Why did Jesus ask Peter if he loved him?

2. Who are Jesus’ sheep?

3. How can we show Jesus that we truly love him?



“Hearty” Accordion Person

If you look for me wholeheartedly, you will find me. **Jeremiah 29:13**

What You Need

- “Hearty” Patterns (p. 15) • Scissors • Red, white, and black construction paper
- Crayons or markers • Ruler • Glue • Hole punch • Red yarn

Preparation

Photocopy “Hearty” Patterns, making one pattern for each child. Prepare a sample completed project.

What It’s All About


When you love something, you dedicate a lot of time to it. Maybe you love to dance, play sports, read, or sing. When you do these things with your whole heart, you get better at them.

God wants you to look for him with all your heart. That means he wants your eyes focused on studying the Bible, your mouth focused on speaking kindly, and your body focused on acting respectfully. Today, we’ll make a heart person to remind us to seek and love God with our whole heart.

What To Do


1. Using the patterns, cut one large heart from red paper, four medium hearts from red paper, two small hearts from white paper, and four mini hearts from black paper (Note: When making the large heart, fold red paper in half and trace the half large heart template over the fold.).

You will not need to use the “regular” sized heart pattern.



2. Write the memory verse on one side of the largest heart.
3. Assemble the face as shown in the illustration; place two white hearts as the eyes; place two black hearts over the white hearts as the pupils; place the last two black hearts as the nose and mouth.
4. Cut four 1-inch strips of white construction paper. Two of the strips should be 7 inches long and two should be 11 inches long. Accordion-fold all the strips.
5. Glue the two shorter strips to the upper-side of the large heart for arms. Glue one small red heart to the other end of each “arm” for hands.
6. Glue the two longer strips near the point of the heart for legs. Glue a small red heart to the other end of each strip for feet.
7. Punch a hole in the top center of the heart top.
8. Thread an 8-inch piece of red yarn through the hole. Tie in a loop for hanging.

“Hearty” Patterns



Weekly Valentine Devotions

Love each other in the same way I have loved you. **John 15:12**

What You Need

- Bible • “Hearty” Patterns (p. 15) • Red construction paper • Scissors • Stapler • Crayons or markers

Preparation

Photocopy “Hearty” Patterns onto red construction paper, making two patterns for each child.

What It’s All About

Valentine’s Day is all about showing your friends and family how much you love them. The memory verse tells us to love God the same way that God loves you. But if you don’t know how God loves you, how can you love others? Today we are going to make a craft that is full of verses about God’s love. Each day this week, you can learn about God’s love and how to love others better.

What To Do

1. Using the patterns, cut out two large red hearts and eight regular red hearts.
2. Staple the two large red hearts together along the sides and bottom. This is the heart envelope.
3. Write one of the verse references listed below on each of the eight regular hearts.
4. Place the verse hearts inside the heart envelope.
5. Each day this week, take one verse heart from the heart envelope.
6. Look up the verse and read it out loud.

Scripture References:

- John 13:34
- John 15:10
- John 14:23–24
- John 13:35
- John 15:12
- Romans 8:28
- Psalm 18:1–2

